

# IMPORTANT SAFETY INSTRUCTIONS

When using electric appliances, especially when children are present, basic safety precautions should always be taken, including the following:

## READ ALL INSTRUCTIONS BEFORE USING

### KEEP AWAY FROM WATER DANGER

— Any appliance is electrically live even when the switch is off. To reduce the risk of death or injury by electric shock:

1. Always unplug it immediately after using.
2. Do not use while bathing or in the shower.
3. Do not place or store appliance where it can fall or be pulled into a tub or sink.
4. Do not place in or drop into water or other liquids.
5. If an appliance falls into water, unplug it immediately. Do not reach into the water.

**WARNING** — To reduce the risk of burns, electrocution, fire, or injury to persons:

1. This appliance should never be left unattended when plugged in.
2. Do not pull, twist, or wrap line cord around appliance.
3. This appliance should not be used by, on or near children or individuals with certain disabilities.

## FEDERAL COMMUNICATIONS COMMISSION NOTICE

**WARNING:** Changes or modifications to this unit not expressly approved by the party responsible for compliance could void the user's authority to operate the equipment.

This device complies with Part 15 of the FCC Rules. Operation is subject to the following two conditions: (1) This device may not cause harmful interference, and (2) This device must accept any interference received, including interference that may cause undesired operation.

**NOTE:** This equipment has been tested and found to comply with the limits for a Class B digital device, pursuant to Part 15 of the FCC Rules. These limits are designed to provide reasonable protection against harmful interference in a residential installation. This equipment generates, uses and can radiate radio frequency energy and, if not installed and used in accordance with the instructions, may cause harmful interference to radio communications. However, there is no guarantee that interference will not occur in a particular installation. If this equipment does cause harmful interference to radio or television reception, which can be determined by turning the equipment off and on, the user is encouraged to try to correct the interference by one or more of the following measures:

- Reorient or relocate the receiving antenna.
- Increase the separation between the equipment and receiver.

4. Use this appliance only for its intended use, as described in this manual. Do not use attachments not recommended by the manufacturer.

5. **Never operate this appliance if it has a damaged cord or plug, if it is not working properly or if it has been dropped, damaged, or dropped into water. Return the appliance to an authorized service center for examination and repair.**

6. Keep the cord away from heated surfaces.
7. Never use while sleeping.
8. Never drop or insert any object into any opening or hose.
9. Do not use outdoors or operate where aerosol (spray) products are being used or where oxygen is being administered.
10. Unit is hot when in use. Do not let heated surfaces touch eyes or bare skin.
11. **Do not place the heated unit directly on any surface while it is hot or plugged in.**
12. Never block the air openings of the appliance or place it on a soft surface, such as a bed or couch, where the air openings may be blocked. Keep the air openings free of lint, hair and other debris.
13. Do not use an extension cord with this appliance.
14. Do not touch hot surfaces of the appliance. Use handles or buttons.
15. Do not attempt to touch the housing of your appliance near the barrel and teeth, as they are hot when in use.

- Connect the equipment into an outlet on a circuit different from that to which the receiver is connected.
- Consult the dealer or an experienced radio/TV technician for help.

## SUPPLIER'S DECLARATION OF CONFORMITY

**Brand:** Conair

**Model No.:** NPTCCS01

**Description:** Pressing Comb

**Responsible Party:** Conair LLC, 1 Cummings Point Road, Stamford, CT 06902 (203) 351-9000

**Standards:** FCC Part 15 Subpart B, ANSI C63.4-2014  
This device complies with Part 15 of the FCC Rules. Operation is subject to the following two conditions:  
(1) This device may not cause harmful interference, and (2) This device must accept any interference received, including interference that may cause undesirable operation.

**DATE OF ISSUE:** XX/XX/XXXX

16. Do not operate with a voltage converter.
17. This appliance is not a toy. Keep away from children.

# SAVE THESE INSTRUCTIONS



# OPERATING INSTRUCTIONS

This pressing comb is intended for household use. Use on Alternating Current (60 hertz) only. This unit is designed to be operated at 120V AC.

This appliance has a polarized plug (one blade is wider than the other). As a safety feature, this plug will fit in a polarized outlet only one way. If the plug does not fit fully in the outlet, reverse the plug. If it still does not fit, contact a qualified electrician. Do not attempt to defeat this safety feature.

**NOTE: Do not use this styling appliance on hair extensions.**

## GETTING STARTED

Plug the styler into an household outlet. Press and hold the  button for approximately 1–2 seconds to power on the unit. The default temperature of 250°F will start to blink and turn steady when it has been reached. Press the  button repeatedly to quickly adjust the temperature setting to your desired heat setting.

Press and hold the  button for approximately 1–2 seconds to turn the unit off.

**WARNING: The pressing comb's ceramic-coated teeth will get very hot within a few seconds and should not come into contact with the skin after the pressing comb has been turned on.**

## CERAMIC EASY-GLIDE COMB

The easy-glide ceramic-coated surface is one of the latest and best technological advances in hair appliances. The ceramic even-heat distribution produces the ultimate in silky, shiny, healthy-looking hair. You'll find that hair glides easily through the comb teeth while pressing and that it is easier to clean styling product residue, etc., off the comb after each use. The ceramic surface also helps smooth down flyaways. As you smooth your hair, heat is evenly distributed so that the style you create has a salon-perfect, silky-smooth, shiny finish.


## USING INSTANT HEAT AND UNIFORM HEAT RECOVERY SYSTEM

This pressing comb features a heater that maintains constant temperature during use for precision styling.


This Instant Heat Technology offers high heat temperature settings, with a temperature range that's gentle and safe for every type of hair, from the finest to the curliest, and helps you create the look you want. Conair's professional salon standards of engineering provide you with a uniform and improved heat recovery system that maintains the iron at constant temperatures. There is a constant surge of power to ensure that heat is continuously and quickly delivered for optimal styling results, unlike other units, which lose heat during use. This provides consistent styling power so that every strand of your hair is set with the same level of heat and comes out the same way for a perfect finish.




## TEXTURE TARGETED HEAT RANGE™

This comb's unique 9 high-heat temperature settings and Instant Heat Technology provide styling versatility for all hair types. If you have fine hair, a low temperature will provide the best results. If you have thick, wavy hair, keep the heat setting on high. You can vary the iron's temperature according to your needs.

The temperature settings range from 250°F-450°F for customized styling. Below are suggested ranges for your hair texture. Press the  button repeatedly to adjust the temperature setting.

## PRESET SETTINGS

The styler has three preset buttons: wavy, curly and coily. Press and hold your desired setting, depending on your hair texture, for approximately 1–2 seconds. The default temperature for the texture selected will be set. To change the temperature, press the  button repeatedly.

 wavy	 curly	 coily
250°F	325°F	400°F
275°F*	350°F*	425°F*
300°F	375°F	450°F

\* default temperature

## TO STRAIGHTEN HAIR

Hair should be clean and completely dry before using comb. For best results, use a light styling product before blow-drying hair.

1. Start with a hair section that is 2 inches wide and no more than ½ inch thick.
2. While maintaining tension, slowly pull the unit down along the hair section toward the ends of the hair.
3. Continue on additional sections of hair until you achieve the hairstyle you desire. It may be necessary to repeat the process on certain areas, depending on the texture of your hair.

Some practice is necessary when learning to use this pressing comb. After using comb several times, you will learn the ideal way to straighten and style your hair easily.

**NOTE:** Please refer to the Preset Setting for heat settings.

## GET TO KNOW YOUR PRESSING COMB



# The Curl Collective™

## Ceramic Pressing Comb

### BEAUTY TIPS:

To achieve the looks you love and for more great Conair® products, visit [www.conair.com](http://www.conair.com)

### Service Center

Conair LLC  
Service Department  
7475 N. Glen Harbor Blvd.  
Glendale, AZ 85307

Please register this product at [www.conair.com/registration](http://www.conair.com/registration)

For information on any Conair product, call 1-800-3-CONAIR or visit us on the web at [www.conair.com](http://www.conair.com)

©2022 Conair LLC

21PA077305

IB-17160

# USER MAINTENANCE

Your pressing comb is virtually maintenance free. No lubrication is needed. Keep all vents and openings clear of dirt and dust. If cleaning becomes necessary, disconnect the unit from the power source, allow to cool and wipe exterior with a cloth. If any abnormal condition occurs, unplug the unit, allow it to cool, and return it for repair to an authorized service center only. No repairs should be attempted by the consumer.

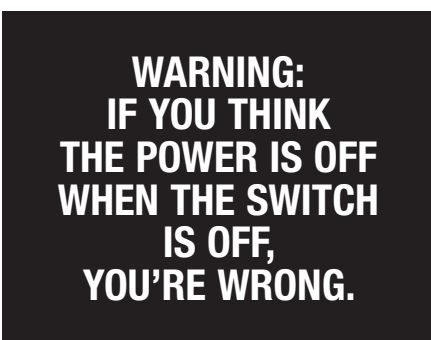
## CAUTION

NEVER allow the power-supply cord to be pulled or twisted. Never wrap the cord around the appliance. Damage will occur at the high-flex point of entry into the appliance, causing it to rupture and short circuit.


Inspect the cord frequently for damage. STOP USE IMMEDIATELY if damage is visible or if unit stops or operates intermittently.

### STORAGE — Important

When not in use, your appliance should be disconnected and stored in a safe, dry location, out of reach of children. Do not wrap line cord around the appliance. Allow the cord to hang or lie loose and straight at the point of entry into the appliance.



## KEEP AWAY FROM WATER



Everyone knows that electricity and water are a dangerous combination. But did you know that an electric appliance is still electrically live even if the switch is off? If the plug is in, the power is on. So when you are not using your appliances, keep them unplugged.

## ALWAYS UNPLUG SMALL APPLIANCES



### Instructions & Styling Guide

For your safety and continued enjoyment of this product, always read the instruction book carefully before using.

**Model NPTCCS01**

**CONAIR®**

